SIGNALING LINE CIRCUIT MODULE

VL-SLC

Description

The plug-in SLC module provides power for and handles communications to the analogue addressable devices. The SLC continuously monitors the analogue values of all devices and displays this value on the control panel as a percentage of the alarm threshold value. Up to 254 addresses (500mA max load) can be connected to a single SLC. The addressable devices use soft addressing using the VDOT-AD2 handheld programming tool which helps minimise the potential for error and reduce the installation time associated with traditional hard addressing. The AUTO-LEARN facility provided in the Velocity series control panel saves considerable time and effort when installing a new loop or when changing device configuration. It allows the system to learn for itself what devices have been installed on the loop.

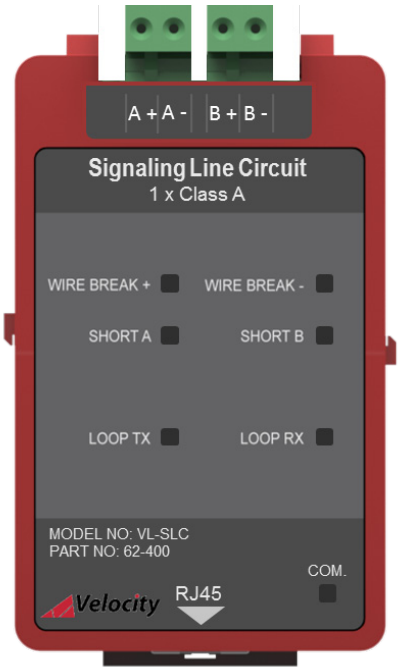

Features

- Designed to meet UL864 10th Edition requirements.
- Supports up to 254 addresses.
- Supports Class X & Class A wiring configurations.
- “Heartbeat LED” that shows communication between the module and the motherboard.
- Extensive front unit status indications.
- Time saving AUTO-LEARN facility.
- Quick and easy to install.
- 500mA max load (20 ohms loop resistance), or 200mA (50 ohms loop resistance.
- Double address detection.

Dimensions

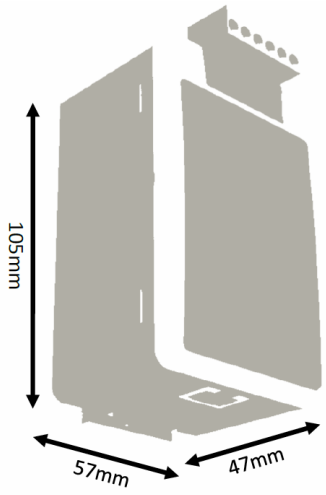

Front Unit Indications

LED Indication	Description
Wire Break + (Yellow)	Illuminated yellow when a loop break on the positive line is detected.
Wire Break - (Yellow)	Illuminated yellow when a loop break on the negative line is detected.
Short A (Yellow)	Illuminated yellow when a short circuit on the loop A side is detected.
Short B (Yellow)	Illuminated yellow when a short circuit on the loop B side is detected.
Loop TX (Green)	Flashing Green when the loop card is transmitting information.
Loop RX (Green)	Flashing Green when the loop card is receiving information.
Com. (Green)	Pulses to show communication between the module and the motherboard.

NOT TO BE USED FOR INSTALLATION PURPOSES.
Velocity reserves the right to make changes at any time without notice in prices, colours, materials, components, equipment, specifications and models and also to discontinue models.

Specification

Specification	VL-SLC	
Part Number	62-400	
Design Standard	UL864 10th Edition	
Approval	UL Laboratories	
Rated Voltage	35VDC Nominal (24V - 39V)	
Maximum SLC Current	200mA	500mA
Maximum SLC Resistance	50Ω (25Ω per core)	20Ω (10Ω per core)
Maximum SLC Capacity	254 Addresses	
Maximum SLC Cable Length	*2KM	
Maximum SLC Capacitance	100nF	
Maximum SLC Baud Rate	4334 bits per second (typical)	
Wiring Class	Class X or Class A [Power Limited & Supervised]	
Operating Temperature	0˚C (32˚F) to 49˚C (120˚F)	
Max Humidity	93% Non-Condensing	
Size (mm) (HxWxD)	105mm x 57mm x 47mm	
Weight	0.15KG	
Recommended Cable Sizes	18 AWG to 14 AWG (0.8mm² to 2.5mm²)	

Interior Panel View

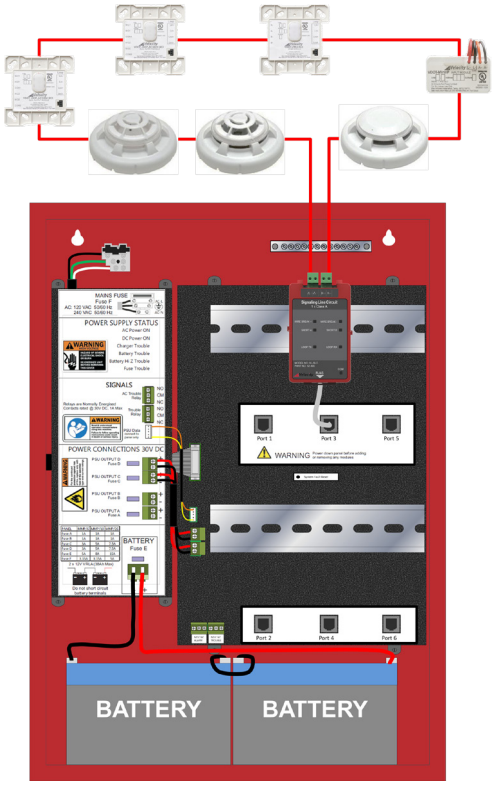

Compatible Devices/Accessories

Model No.	Description
VDOT-PY	Addressable Photoelectric Smoke Detector
VDOT-PYH	Addressable Multisensory Detector
VDOT-H2	Addressable Heat Detector
VDOT-H2-H	Addressable High Temperature Heat Detector
VDOT-DPH	Addressable Dual Optical/Heat Detector
VDOT-MiniIP	Addressable Mini Input Module
VDOT-DIP-SCI	Addressable Dual Input Module with SCI
VDOT-DOP-SCI	Addressable Relay Dual Output with SCI
VDOT-DOP-AC240V-SCI	Addressable Relay Dual Output Module for AC240v with SCI
VDOT-ZMU-SCI	Addressable Conventional Zone Module with SCI
VDOT-S6 BASE	Addressable Sounder Base
VDOT-SCI	Short Circuit Isolator
VDOT-STB-RL	Low Power Relay Base
VDOT-STB-SCI	Short Circuit Isolator Base
VDOT-UB4	Standard Detector Mounting 4” Base
VDOT-UB4-6	Standard Detector Mounting 6” Base
VDOT-ADP	Adaptor Plate
VDOT-AD2	Handheld Address Programmer

▪ Typical Wiring Diagram (Class X)

(For more information on wiring, please refer to the VL-SLC installation guide (Doc:_____)

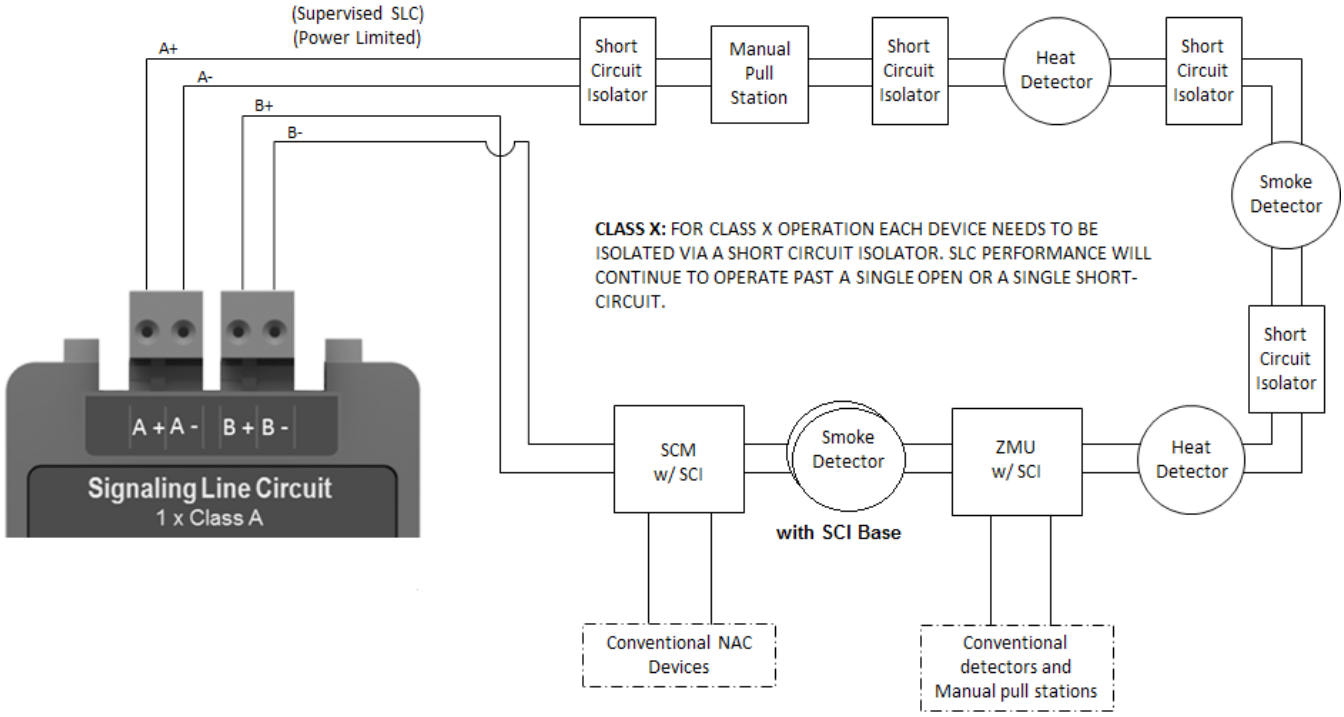

▪ Typical Wiring Diagram (Class A)

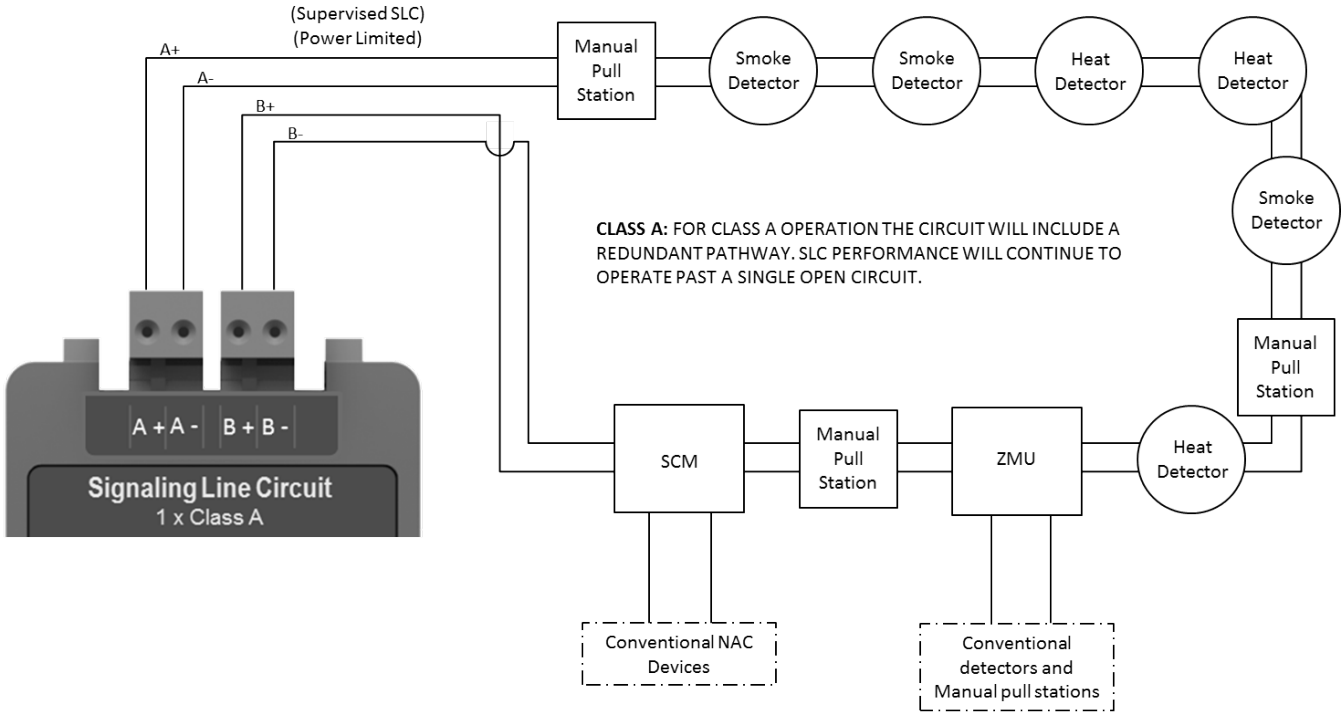

All specifications are subject to change without any notice.
For more information, contact with VELOCITY.

Velocity® DETECTION OVER TIME

Zeta Alarms Limited
72-78 Morfa Road, Swansea
SA1 2EN
Tel: +44 1792 455 175 FAX: +44 1792 455 176

Distributed By